









# Primary 1

**Boys and girls give yourself a challenge! Make a target of what you would like to learn and achieve by the end of the day. Remember to have lots of fun learning!**

Literacy	Write a diary entry about your snow day. Remember to use your VCOP skills.	Practise making letters and words in the snow. Ask your parent if they can read what you have written.	How many words can you make from the letters in <b>WINTER</b> ? Write the letters on pieces of paper and move them around.	
Numeracy	Use 20 steps to make a shape in the snow. Take a photo. What shape did you make?	Practise writing your numbers 1-20 in the snow.	Measure by footsteps and how far you can throw a snowball. What is your furthest throw?	
Health and wellbeing	Help a family member with making a meal.	Draw a picture of a cosy jumper to keep you warm and safe in the snow. Remember to make it colourful!	Make an igloo and take a photograph or draw a picture. Decide on which family might live in the igloo and what might they wear.	
Other	Use the books and internet to research your topic.	Talk to your parents and family about what they enjoyed learning about in school.	Enjoy the snow and remember to keep warm.	





## Primary 2

**Boys and girls give yourself a challenge! Make a target of what you would like to learn and achieve by the end of the day. Remember to have lots of fun learning!**

Literacy	Write a story about a snowy day. Draw a picture to show your story ideas.	Practise making letters and words in the snow. Ask your parent if they can read what you have written.	How many words can you make from the letters in <b>SNOWMAN</b> ? Write the letters on pieces of paper and move them around.	
Numeracy	Ask mum for items of food you can count with. Try adding on and taking away.	Make your own number line either inside or in the snow. Add on and take away.	Measure by footsteps how far you can throw snowballs. What is your furthest throw?	
Health and wellbeing	Use your feet or toys to make tracks in the snow which are either straight or curved.	Build a snowman which is made by rolling a ball (sphere) for the body and one for the head. What shapes can you add on?	Make an igloo and take a photograph or draw a picture. Decide on which family might live in the igloo and what might they wear.	
Other	Talk to an adult about what is used in a recipe of your choice, e.g. soup or cakes. What could we eat to keep warm?	Collect a range of containers of different sizes. Fill them with water and put outside. Check to see what happens to the water every few hours. You could take photographs.	Make paper snowflakes using old newspapers.	


## Primary 3

**Boys and girls give yourself a challenge! Make a target of what you would like to learn and achieve by the end of the day. Remember to have lots of fun learning!**

Literacy	Write a diary entry about your snow day. Remember to use your VCOP skills.	Practise making letters and words in the snow. Ask your parent if they can read what you have written.	How many words can you make from the letters in <b>NORTH POLE</b> ? Write the letters on pieces of paper and move them around.	
Numeracy	Make an addition and subtraction board game all about winter. Remember instructions.	Play a card game with a family member.	Measure by footsteps and how far you can throw a snowball. What is your furthest throw?	
Health and wellbeing	Talk to an adult about what is used in a recipe of your choice., eg soup or cakes. What could we eat to keep warm?	Design a poster to encourage people to wash their hands, so we don't pick up nasty winter bugs. Remember to make it colourful!	Make an igloo and take a photograph or draw a picture. Decide on which family might live in the igloo and what might they wear.	
Topic	Use the books and internet to research your topic.	Talk to your parents and family about what they enjoyed learning about in school.	Enjoy the snow and remember to keep warm.	


## Primary 4

**Boys and girls give yourself a challenge! Make a target of what you would like to learn and achieve by the end of the day. Remember to have lots of fun learning!**

<b>Literacy</b>	Write a snowy story or poem. Can you use all your VCOP skills? Ask an adult to give you two stars and a wish.	Make an advertisement for ebay selling your reading book. Remember to include facts as well as opinion, and a price.	Create a diary entry for your snow day and illustrate it. Use the questions who, what, where, when and how to help you.	Read for enjoyment.
<b>Numeracy</b>	Using your symmetry skills, can you create some snowflakes or wintry shapes? You could cut and stick or glue.	Use an old catalogue, or online shop, to make a wish list if you had £100. Make a list of the items, how close can you get to your budget?	Take a stride or a leap in the snow. Measure how far you can get. Can anyone in your house go further?	Talk to an adult about what you have been learning about in maths.
<b>Health and Wellbeing</b>	Plan a healthy three course meal. Remember a drink! List the ingredients you would need.	Design a fitness circuit with three or more stations, indoors or outdoors.	Make an igloo and take a photograph or draw a picture. How did you make it?	Have fun in the snow! Remember to keep safe and cosy!
<b>Topic</b>	Research your class topic using the internet or books. Can you find some fun facts to share with the class?	Ask an adult if they know anything about your topic. How did they find out the information?	Ask an adult what their topics were at school? What was their favourite? Is it similar or different to yours?	


## Primary 5

**Boys and girls give yourself a challenge! Make a target of what you would like to learn and achieve by the end of the day. Remember to have lots of fun learning!**

<b>Literacy</b>	Write a winter acrostic poem. Remember to use all your VCOP skills.	Plan a play where the main characters get stuck in the snow! Remember to add stage directions.	Create a diary entry for your snow day and illustrate it. Use the questions who, what, where, when and how to help you.	Read for enjoyment.
<b>Numeracy</b>	Using your symmetry skills, can you create some wintry shapes? You could cut and stick or glue.	Can you create a winter board game where the players need to practise their times tables.	Take a stride or a leap in the snow. Measure how far you can get. Can anyone in your house go further?	Talk to an adult about what you have been learning about in maths.
<b>Health and Wellbeing</b>	Plan a meal for a winter wonderland party. Remember a drink! List the ingredients you would need.	Write down a list of things you would need to keep yourself safe on a trip to the north pole.	Make an igloo and take a photograph or draw a picture. How did you make it?	Have fun in the snow! Remember to keep safe and cosy!
<b>Topic</b>	Research your class topic using the internet or books. Can you find some fun facts to share with the class?	Ask an adult if they know anything about your topic. How did they find out the information?	Ask an adult what their topics were at school? What was their favourite? Is it similar or different to yours?	

## Primary 6

**Boys and girls give yourself a challenge! Make a target of what you would like to learn and achieve by the end of the day. Remember to have lots of fun learning!**

<b>Literacy</b>	Design a winter quiz with the answers provided. Remember to use all your VCOP skills.	Write a newspaper article about the sighting of a yeti in Barthol Chapel . Add in a witness statement.	Create a diary entry for your snow day and illustrate it. Use the questions who, what, where, when and how to help you.	Read for enjoyment.
<b>Numeracy</b>	Write some maths word problems for your class. Can you add in more than one step to solve?	Practise your timetables. Can you write them all down in under 7 minutes?	Take a stride or a leap in the snow. Measure how far you can get. Can anyone in your house go further?	Talk to an adult about what you have been learning about in maths.
<b>Health and Wellbeing</b>	Create a poster to warn people of the dangers of walking in the dark. Remember to make it colourful.	Bake some tasty treats and take a photograph.	Make a snow sculpture and take a photograph or draw a picture. How did you make it?	Have fun in the snow! Remember to keep safe and cosy!
<b>Topic</b>	Research your class topic using the internet or books. Can you find some fun facts to share with the class?	Ask an adult if they know anything about your topic. How did they find out the information?	Ask an adult what their topics were at school? What was their favourite? Is it similar or different to yours?	

## Primary 7

**Boys and girls give yourself a challenge! Make a target of what you would like to learn and achieve by the end of the day. Remember to have lots of fun learning!**

<b>Literacy</b>	Design a winter comic strip. Remember to use all your VCOP skills.	Write an autobiography of a famous north pole explorer. Can you find out any exciting facts?	Create a diary entry for your snow day and illustrate it. Use the questions who, what, where, when and how to help you.	Read for enjoyment.
<b>Numeracy</b>	Create a set of loop cards for your class where the answer to one is written on the next question.	Make a graph of how much snow has fallen.	Take a stride or a leap in the snow. Measure how far you can get. Can anyone in your house go further?	Talk to an adult about what you have been learning about in maths.
<b>Health and Wellbeing</b>	Create a leaflet to encourage people to look after their bodies. Think about hygiene, diet and exercise.	Dig a path in the snow for an elderly neighbour or family member.	Make a snow sculpture and take a photograph or draw a picture. How did you make it?	Have fun in the snow! Remember to keep safe and cosy!
<b>Topic</b>	Research your class topic using the internet or books. Can you find some fun facts to share with the class?	Ask an adult if they know anything about your topic. How did they find out the information?	Ask an adult what their topics were at school? What was their favourite? Is it similar or different to yours?	