



From mountain to sea

Barthol Chapel School Our School Travel Plan



About Our School

Barthol Chapel School is a small rural school located 4½ miles from Tarves and Methlick. It is the 3rd school to be built in Barthol Chapel and opened on 23rd May 1968.

School transport or car remains the main mode of transport for pupils coming to our school due to our rural catchment. However, we do get some pupils who walk or cycle to school.

We have developed this plan to provide information to families on how to travel to the school safely.

What is a Travel Plan?



A Travel Plan is a document which encourages people to travel to our school in a **sustainable**, **active** and **safe** way. We are a rural school and sometimes walking and cycling are not the safest options available. However we want to make families aware of the benefits journeys by foot or bike can bring, even if these modes are not available for the school run. Benefits include:

- **Fitness** - Leaving the car at home and walking or cycling to school will provide great health benefits for all family members.
- **Road safety skills** - Being able to make the journey on foot or bike will provide ideal opportunities to learn essential road safety skills that many young people who are driven by car miss out on.
- **Social skills** - Walking to or from school provides a great opportunity to talk; either to friends or family members; about what pupils have been up to, or possibly any problems they have.
- **Safety** - More people walking and cycling means less cars on the road and at the school gate making a much safer environment for everyone.
- **Environmental** - By not using the car you are improving air quality and reducing emissions.

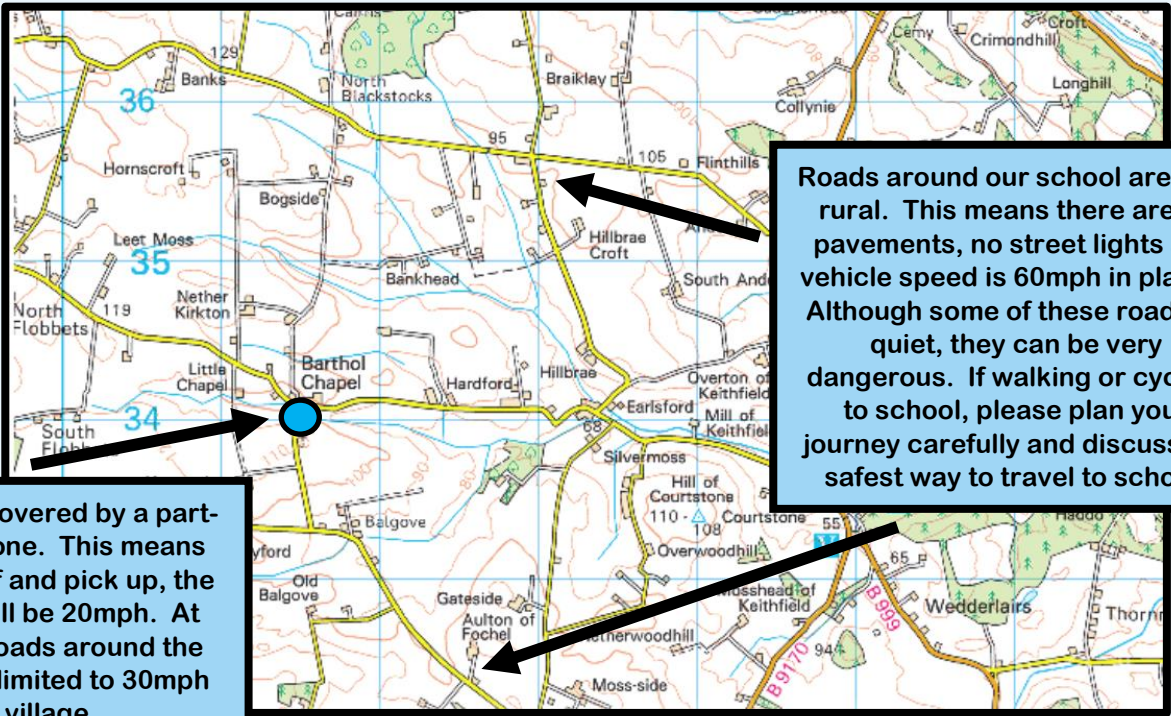
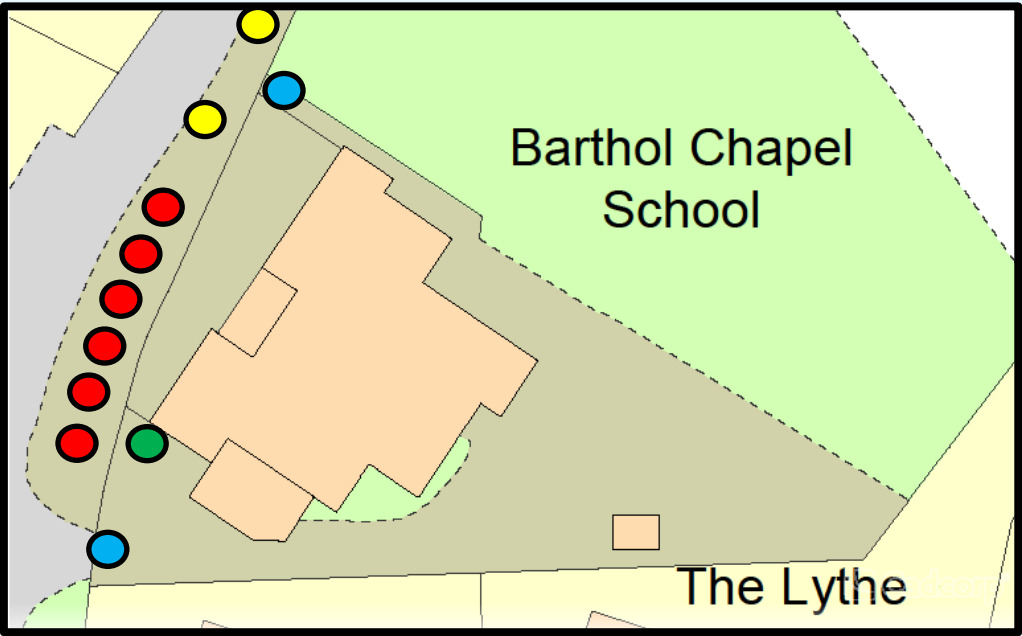


School Car Park
Please Reverse Park
Parking also available
at the Church

Pupil Entrances
Do not block!

**School Bus drop off and
pick up Locations**
Providing a safe walk to
school playground

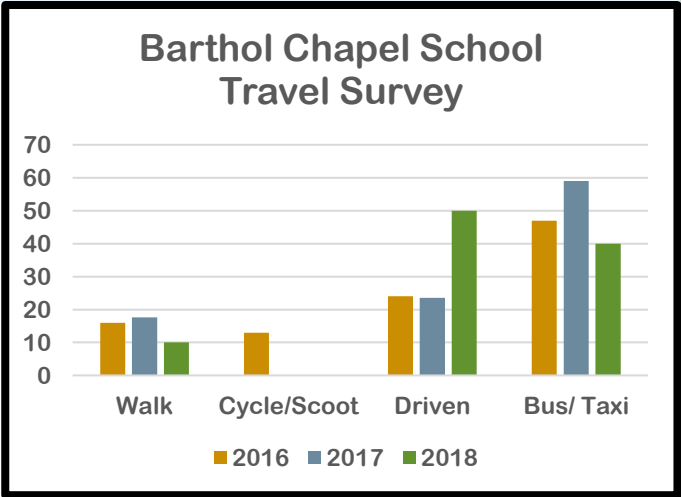
Cycle/Scooter Parking
Please Remember to
bring a lock!



Roads around our school are very rural. This means there are no pavements, no street lights and vehicle speed is 60mph in places. Although some of these road are quiet, they can be very dangerous. If walking or cycling to school, please plan your journey carefully and discuss the safest way to travel to school.

The school is covered by a part-time 20mph zone. This means during drop off and pick up, the speed limit will be 20mph. At other times, roads around the school will be limited to 30mph in the village.

Every year, we carry out a travel survey to see how pupils travel to school. As you can see on the graph, children on the whole travel by bus or car to school. As a rural school, walking and cycling options are limited.



to school playground



Action Plan

Action	How will this be achieved?	Who?
Encourage responsible parking	Communicate with the school community about appropriate parking in order to create a safer school gate environment.	All Staff, Parents, JRSOs
Encourage safe, sustainable and active travel to school	Keep promoting national events such as Road Safety Week. Continue with our Bikeability program. Bid for funding for playground markings to deliver road safety and for high vis-vests.	All Staff, Parents, JRSOs
Monitor travel to school	Take part in annual Hands Up Survey and review travel patterns during the course of the year	JRSOs

Overall Aim

To create safer journeys for those travelling to Barthol Chapel School.



How Can You Help?

Tips to keep you safe when walking or cycling to school.

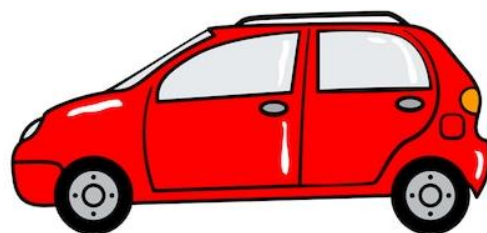
- Plan your route to school at home first.
- Find a good place to cross, this should be away from parked cars and have good visibility in both directions.
- Be bright and be seen, the more you stand out the more drivers will see you and slow down.
- Be careful of driveways and narrow entrances - Stay alert and pay attention at all times
- Crossing the street safely 1) Stop at the curb or edge of the street. 2). Look right, look left then right again. 3) Wait until no traffic is coming and begin crossing. 4) Keep looking for traffic until you have finished crossing. 5). Walk, don't run across the street.
- **Please** wear a helmet and wear something bright
- Ride in a position you can see and be seen
- No cycling or scooting in the playground and consider other pedestrians around the school gate.
- Maintain your bike.
- Check your brakes and tyre pressure, some good guides can be found online by Cycling Scotland.

If you are taking the car, you can help by:

- Planning ahead and giving yourself plenty of time in order to account for any unexpected delays. Please give yourself time to find a responsible place to park.
- Please reverse park in our car park.
- Keeping your speeds low.
- Do not park on yellow lines, in front of people's driveways or on grass verges.
- When parking at the school, please make use parking facilities. If none available, please think carefully about where you are parking so your car is not causing a road safety concerns for others by blocking crossing opportunities or reducing visibility of the road.
- Please supervise children within the car parking area.

If you are travelling by bus, you can help safe by:

- Discussing at home the location the bus will pick up and drop off your children, where to stand and wait and how to behave safely while waiting for the bus to arrive
- Once on the bus, find a seat quickly. Seatbelts are provided on all buses, please sit and wear the seatbelt for the entire journey.
- Do not distract the driver unless it's an emergency.
- When leaving the school bus, wait potentially for the bus to stop and the doors to open before trying to exit. Pay attention to the roads, especially if you have to cross, wait until the bus has driven off before you attempt to cross the road, this way you have better visibility of the road and the drivers will have better visibility of you.



Barthol Chapel School

St Katherines

Inverurie

AB51 8TD

Tel: 01651 806227

Email: bartholchapel.sch@aberdeenshire.gov.uk

Website: www.bartholchapel.aberdeenshire.gov.uk

